


HOW TO PERFORM A MANUAL **OFF LOAD** TEST



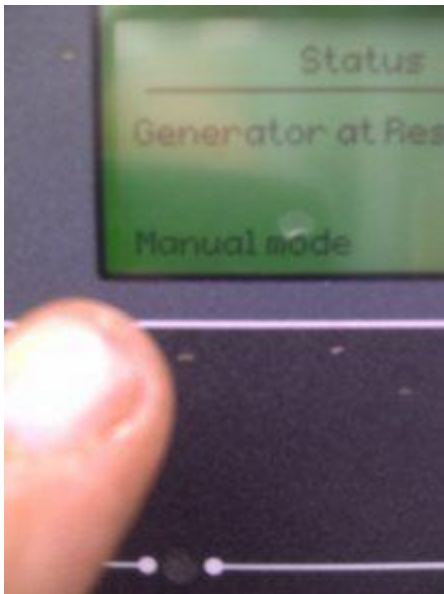
1. Turn **Breaker** on the Generator to **OFF** position




2. Press Manual Mode button on display **ONCE** only



3. **Check** Manual Mode LED is lit



4.a. **Check** Display Reads **Manual Mode** .



4.b. **PRESS GREEN** Start Button for Approx **2** seconds

Engine will start up and begin the OFF load test  
Close generator door until the 5 minute test is over

4.c. If Engine fails to start ,  
check screen for any faults , check fuel level  
clear faults using reference manual if possible

**4.d. Repeat steps 4.a. - 4.b**

**4.e.**


If engine still fails to start  
contact Power continuity Systems **0845 055 8455**

**5.a.**

Run Engine for approximately 5 Minutes  
This is the OFF load Generator TEST



5.b. Press **RED OFF ONCE** Button to **STOP** engine



5.c. Press Auto Button **ONCE**  
and check Auto LED is illuminated



6. Check Display Reads *Auto Mode*



7. When the OFF Load test in Complete Turn the Breaker on the Generator back to **ON** position